

Volunteer Lake Monitoring Program

2010 Season in Review
&

2011 Season Scope



Website: www.epa.state.il.us/water/vlmp

2010 Coordination Team

- Holly Hudson with CMAP
 - Mike Adam & Kelly Deem with LCHD
 - Rob Clodi with GERPDC
 - Teri Holland, Katie Davenport & Greg Ratliff with Illinois EPA
- Online Database Support – Jeremy Morgan

2010 VLMP

- Reduced to Tier I activities:
 - Funding Issues,
 - Illinois EPA's Statewide Coordinator took a new job, &
 - Adding On-line Database Secchi Form entry.
- Special Projects (Tier III) in support of:
 - Clean Lakes Program Projects &
 - 319 Projects

VLMP Overview

➤ Tier I Includes:

- Secchi Monitoring 3 lake locations (typically),
- Weather Observations,
- Lake Management Activities & Observations,
- Exotic Animal & Plant tracking activities,
- Secchi Form completion, &
- Online Database Entry.

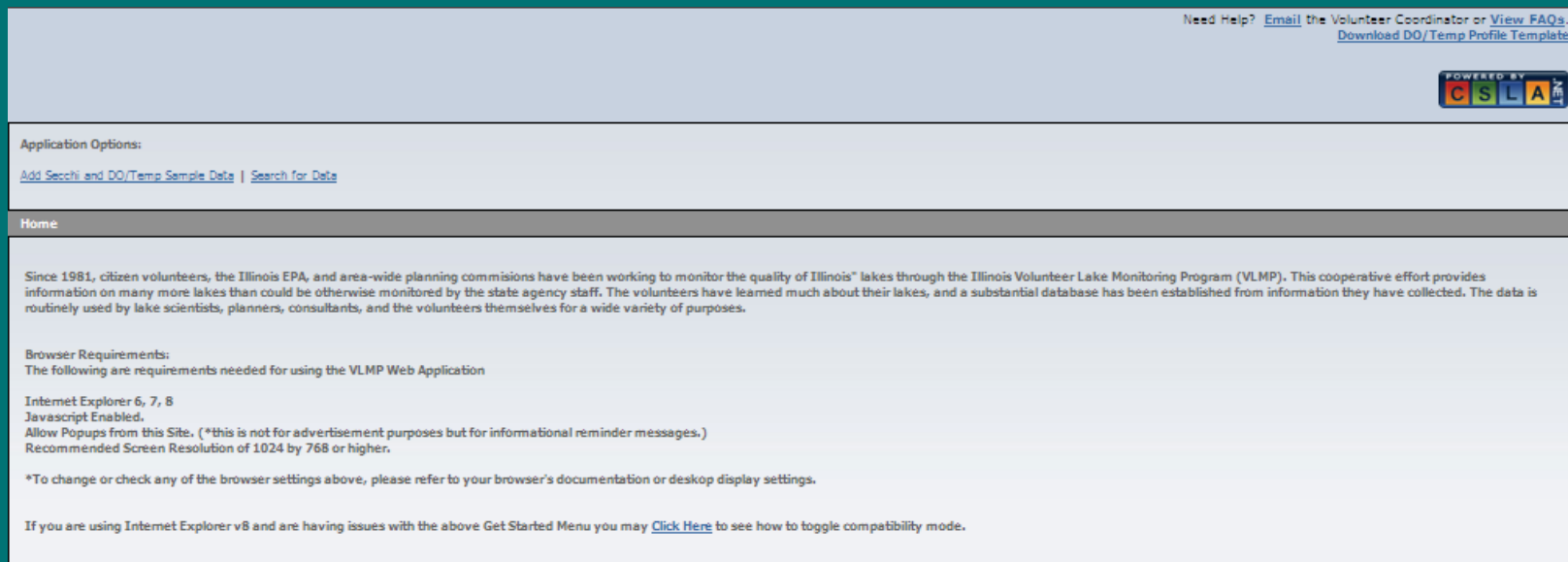
2010 VLMP Overview

- Special Projects (Tier III-like) includes:
 - Tier I activities,
 - Water Quality Sampling (nutrients/chloride),
 - Dissolved Oxygen/Temperature Profiles,
 - Chlorophyll Sampling & Filtering, &
 - Limited plankton identification sampling.

Online Database Entry

➤ <http://dataservices.epa.illinois.gov/waBowSurfaceWater>

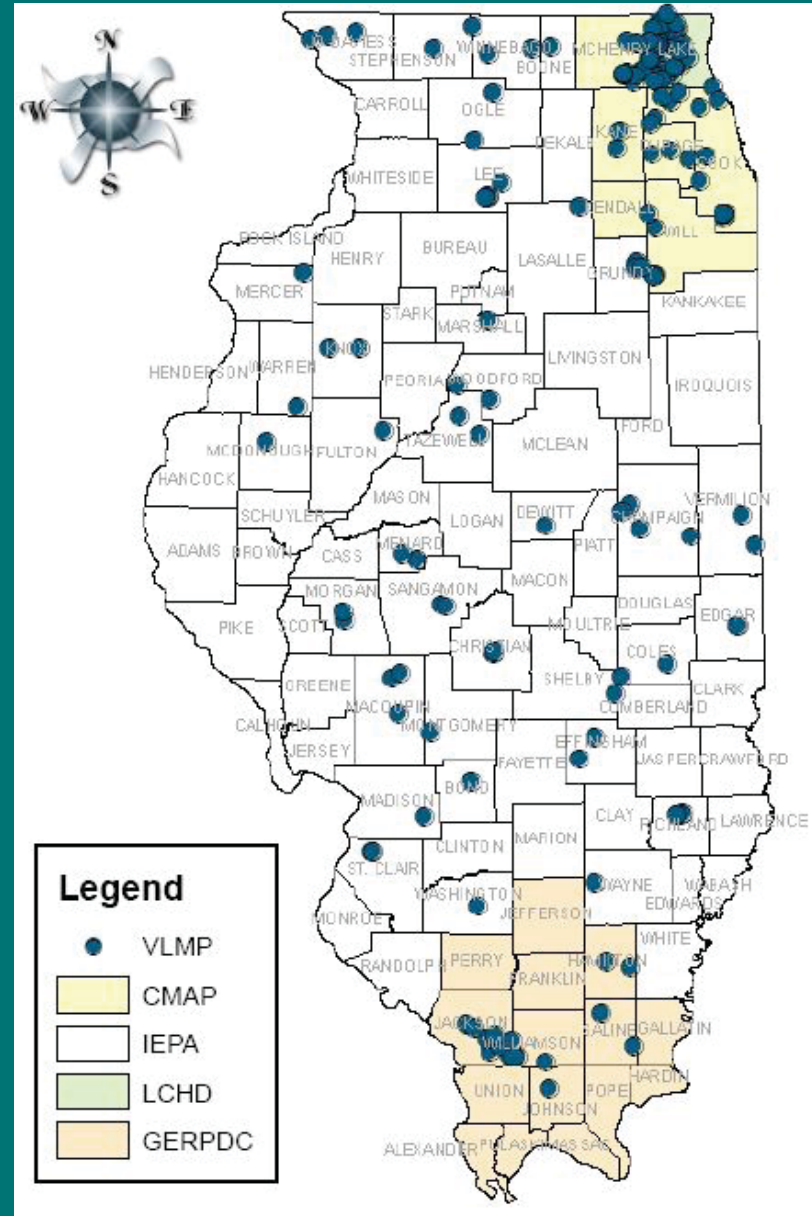
Allows viewing historical information & data input



The screenshot shows the top portion of a web application. At the top right, there are links for "Need Help?", "Email the Volunteer Coordinator or View FAQs", and "Download DO/Temp Profile Template". Below these links is a "POWERED BY" logo for CSLA. The main content area is titled "Application Options:" and contains a link for "Add Secchi and DO/Temp Sample Data | Search for Data". Below this is a "Home" section with a paragraph of introductory text about the VLMP program. Underneath is a "Browser Requirements:" section listing requirements for Internet Explorer 6, 7, or 8, with JavaScript enabled, popups allowed, and a recommended screen resolution of 1024 by 768 or higher. A note at the bottom of the requirements section states: "*To change or check any of the browser settings above, please refer to your browser's documentation or desktop display settings." A final note at the bottom of the screenshot says: "If you are using Internet Explorer v8 and are having issues with the above Get Started Menu you may [Click Here](#) to see how to toggle compatibility mode."

2010 VLMP Annual Report

- 170 Lakes registered,
- 142 Lakes sampled at least once, &
- 125 Lakes sampled 4 or more times.
- 273 Volunteers participated.



Results and Discussion

- Basic Monitoring Program
 - Participating Lakes
 - Volunteer Participation
 - Transparency Ranking
 - Oligotrophic to Hypereutrophic
 - Aquatic Invasive Species Tracking

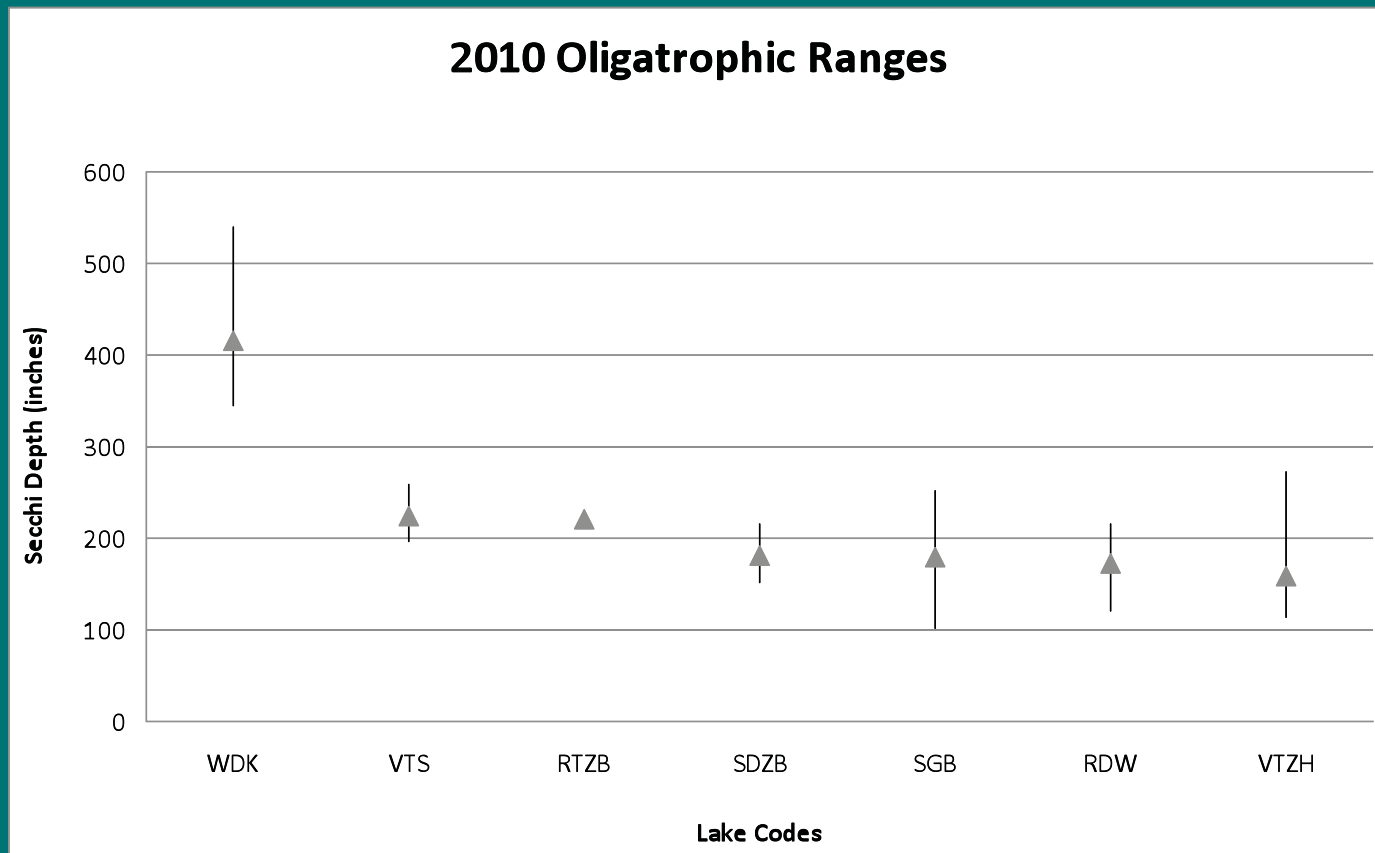
Results and Discussion

- Expanded Monitoring Program
 - Water Quality Monitoring
 - Suspended Solids
 - Nutrients
 - Nitrate and Nitrite
 - Ammonia
 - Total Phosphorus
 - Chlorophyll
 - Dissolved Oxygen/Temperature
- Trophic State Index (TSI)
- Transparency Variability

Transparency Ranges using Carson TSI Ranges

- 125 Lakes were sampled 4 or more times
 - 7 – Oligotrophic
 - 20 – Mesotrophic
 - 83 – Eutrophic
 - 15 - Hypereutrophic

Transparency Ranking Example



Email Distribution List

- Sign up to be on our distribution list and receive our (Semi-) Quarterly Newsletter and Annual Report (or notification of release and download location).
- Current Volunteers will automatically be on distribution list.
- Emails are not given out or sold.

2011 Season

- Tier I (Goal 170-180)
- Tier II (50 lakes maximum)
- Tier III (None)
- Dissolved Oxygen/Temperature (30 max)